


# 9SQM STANDARD PACKAGE



PERSPECTIVE




LAYOUT




FRONT VIEW

ENTITLEMENT 9-12sqm	
Aluminium systems with 2.4m high white partition panels	Yes
Coloured fascia 35-cm deep with name of Exhibitor and stand number on all aisle faces,in 10-cm letters 24 digits (5cm may be used for long names)	Yes
Show logo on fascia (to be placed after the Booth Number)	Yes
New needle-punch carpet - sqm (colour will be specified by RES2008)	9-12
Counter unit (size :1000mmL X 500mmW X 750mmHt)	1
Folding chairs	2
Waste paper basket	1
13 amp/230V 1 Ph 50Hz, fused to 5 amp power point (Not for lighting) (Max 1 KW)	1
Fluorescent tubes - 40W 4ft / 1.2m	2

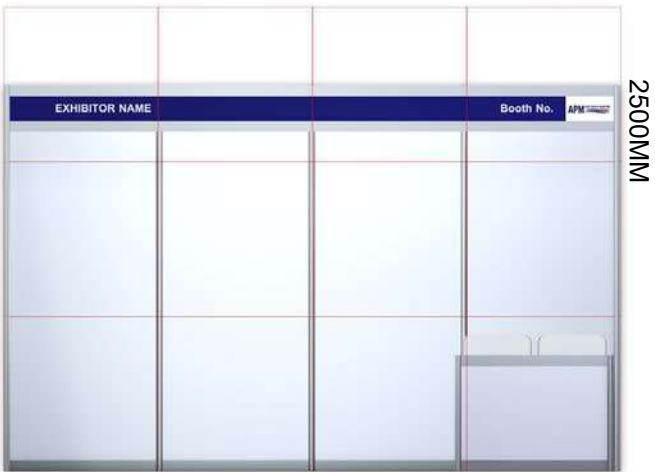
# 12SQM STANDARD PACKAGE



PERSPECTIVE



LAYOUT



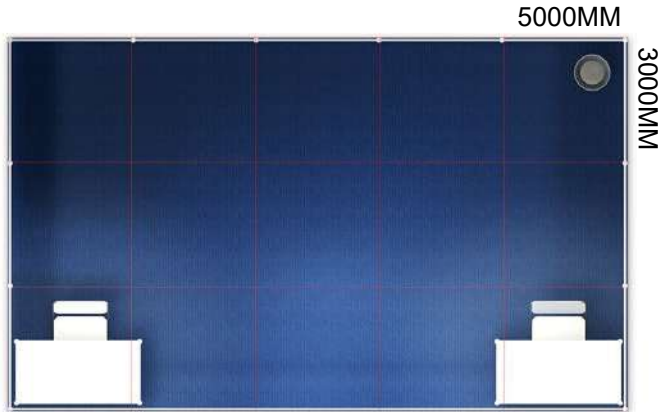
FRONT VIEW

ENTITLEMENT 9-12sqm	
Aluminium systems with 2.4m high white partition panels	Yes
Coloured fascia 35-cm deep with name of Exhibitor and stand number on all aisle faces,in 10-cm letters 24 digits (5cm may be used for long names)	Yes
Show logo on fascia (to be placed after the Booth Number)	Yes
New needle-punch carpet - sqm (colour will be specified by RES2008)	9-12
Counter unit (size :1000mmL X 500mmW X 750mmHt)	1
Folding chairs	2
Waste paper basket	1
13 amp/230V 1 Ph 50Hz, fused to 5 amp power point (Not for lighting) (Max 1 KW)	1
Fluorescent tubes - 40W 4ft / 1.2m	2


# 15SQM STANDARD PACKAGE



PERSPECTIVE



LAYOUT



FRONT VIEW


ENTITLEMENT 13-17sqm	
Aluminium systems with 2.4m high white partition panels	Yes
Coloured fascia 35-cm deep with name of Exhibitor and stand number on all aisle faces,in 10-cm letters 24 digits (5cm may be used for long names)	Yes
Show logo on fascia (to be placed after the Booth Number)	Yes
New needle-punch carpet - sqm (colour will be specified by RES2008)	13-17
Counter unit (size :1000mmL X 500mmW X 750mmHt)	2
Folding chairs	2
Waste paper basket	1
13 amp/230V 1 Ph 50Hz, fused to 5 amp power point (Not for lighting) (Max 1 KW)	1
Fluorescent tubes - 40W 4ft / 1.2m	3

# 18SQM STANDARD PACKAGE




ENTITLEMENT 18-21sqm	
Aluminium systems with 2.4m high white partition panels	Yes
Coloured fascia 35-cm deep with name of Exhibitor and stand number on all aisle faces,in 10-cm letters 24 digits (5cm may be used for long names)	Yes
Show logo on fascia (to be placed after the Booth Number)	Yes
New needle-punch carpet - sqm (colour will be specified by RES2008)	18-21
Counter unit (size :1000mmL X 500mmW X 750mmHt)	2
Folding chairs	4
Waste paper basket	1
13 amp/230V 1 Ph 50Hz, fused to 5 amp power point (Not for lighting) (Max 1 KW)	2
Fluorescent tubes - 40W 4ft / 1.2m	4

PERSPECTIVE



LAYOUT



FRONT VIEW




# 21SQM STANDARD PACKAGE




PERSPECTIVE

ENTITLEMENT 18-21sqm	
Aluminium systems with 2.4m high white partition panels	Yes
Coloured fascia 35-cm deep with name of Exhibitor and stand number on all aisle faces,in 10-cm letters 24 digits (5cm may be used for long names)	Yes
Show logo on fascia (to be placed after the Booth Number)	Yes
New needle-punch carpet - sqm (colour will be specified by RES2008)	18-21
Counter unit (size :1000mmL X 500mmW X 750mmHt)	2
Folding chairs	4
Waste paper basket	1
13 amp/230V 1 Ph 50Hz, fused to 5 amp power point (Not for lighting) (Max 1 KW)	2
Fluorescent tubes - 40W 4ft / 1.2m	4



LAYOUT



FRONT VIEW

# 24SQM STANDARD PACKAGE




PERSPECTIVE

ENTITLEMENT 22-26sqm	
Aluminium systems with 2.4m high white partition panels	Yes
Coloured fascia 35-cm deep with name of Exhibitor and stand number on all aisle faces,in 10-cm letters 24 digits (5cm may be used for long names)	Yes
Show logo on fascia (to be placed after the Booth Number)	Yes
New needle-punch carpet - sqm (colour will be specified by RES2008)	22-26
Counter unit (size :1000mmL X 500mmW X 750mmHt)	3
Folding chairs	6
Waste paper basket	1
13 amp/230V 1 Ph 50Hz, fused to 5 amp power point (Not for lighting) (Max 1 KW)	2
Fluorescent tubes - 40W 4ft / 1.2m	5



LAYOUT



FRONT VIEW

# 27SQM STANDARD PACKAGE




PERSPECTIVE

ENTITLEMENT 27-30sqm	
Aluminium systems with 2.4m high white partition panels	Yes
Coloured fascia 35-cm deep with name of Exhibitor and stand number on all aisle faces,in 10-cm letters 24 digits (5cm may be used for long names)	Yes
Show logo on fascia (to be placed after the Booth Number)	Yes
New needle-punch carpet - sqm (colour will be specified by RES2008)	27-30
Counter unit (size :1000mmL X 500mmW X 750mmHt)	3
Folding chairs	6
Waste paper basket	2
13 amp/230V 1 Ph 50Hz, fused to 5 amp power point (Not for lighting) (Max 1 KW)	3
Fluorescent tubes - 40W 4ft / 1.2m	6



LAYOUT



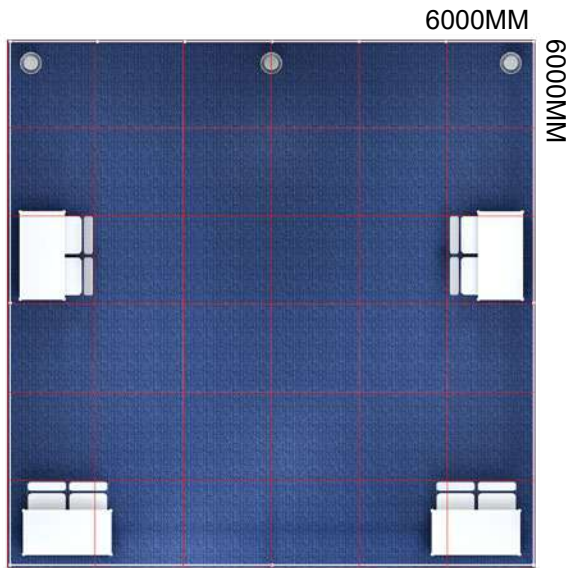
FRONT VIEW




# 36SQM STANDARD PACKAGE



PERSPECTIVE



LAYOUT



FRONT VIEW

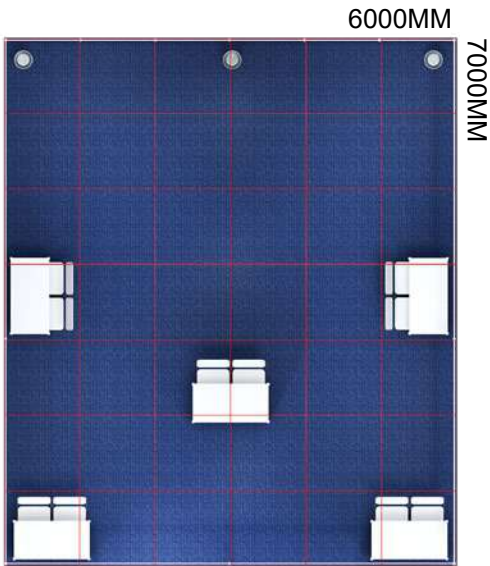
ENTITLEMENT 36-41sqm	
Aluminium systems with 2.4m high white partition panels	Yes
Coloured fascia 35-cm deep with name of Exhibitor and stand number on all aisle faces,in 10-cm letters 24 digits (5cm may be used for long names)	Yes
Show logo on fascia (to be placed after the Booth Number)	Yes
New needle-punch carpet - sqm (colour will be specified by RES2008)	36-41
Counter unit (size :1000mmL X 500mmW X 750mmHt)	4
Folding chairs	8
Waste paper basket	3
13 amp/230V 1 Ph 50Hz, fused to 5 amp power point (Not for lighting) (Max 1 KW)	4
Fluorescent tubes - 40W 4ft / 1.2m	8



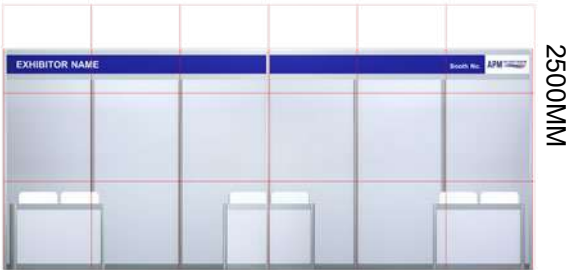
# 42SQM STANDARD PACKAGE



PERSPECTIVE



LAYOUT



FRONT VIEW

ENTITLEMENT 42sqm	
Aluminium systems with 2.4m high white partition panels	Yes
Coloured fascia 35-cm deep with name of Exhibitor and stand number on all aisle faces,in 10-cm letters 24 digits (5cm may be used for long names)	Yes
Show logo on fascia (to be placed after the Booth Number)	Yes
New needle-punch carpet - sqm (colour will be specified by RES2008)	42
Counter unit (size :1000mmL X 500mmW X 750mmHt)	5
Folding chairs	10
Waste paper basket	3
13 amp/230V 1 Ph 50Hz, fused to 5 amp power point (Not for lighting) (Max 1 KW)	4
Fluorescent tubes - 40W 4ft / 1.2m	8