

# Exhibitor Guide

MONDIAL DU BÂTIMENT

Paris – Porte de Versailles



**PARIS  
BUILDERS  
SHOW**

From September 28<sup>th</sup> to October  
01<sup>st</sup>, 2026

**RENODAYS**  
by  PBS

From September 28<sup>th</sup> to  
September 29<sup>th</sup>, 2026

**RX** France



# Welcome!

## The Exhibitor Guide lets you quickly find the information you need!

You'll find all the information required to prepare your time at le Mondial du Bâtiment.

### This guide has 3 parts:

- General information you'll need to read and steps to become an exhibitor.
- All the forms to read and/or complete.
- Information about preparing your stand.

Before you begin, make sure that:

1. The location you have reserved meets your needs (water hookup hatches, surface area, etc.).
2. You have received your username and password for your online exhibitor portal by e-mail: [no-reply@rxglobal.com](mailto:no-reply@rxglobal.com) Remember to check your spam!

You haven't received your login details?

Contact our customer service:

[Helpdesk form - Batimat](#)

[Helpdesk form - Interclima](#)

[Helpdesk form - Ideobain](#)

[Helpdesk Form - Renodays](#)

**We're looking forward to seeing you very soon!**

# Contents

## 1. Preparing for the trade show

### A. General information

- Contacts
- Trade show schedule
- Reverse schedule

### B. How to get to the site

- Site map (Pavilions map)
- Vehicle access, deliveries & parking (LOGIPASS)
- Entry badges

### C. Practical information

- Stand security
- During setup
- During the opening
- During the dismantling
- \* Safety rules for people working on site
- \* Formalities for foreign workers (for stand designers and decorators).

### D. Responsible exhibitors

### E. Architectural technical regulations

## 2. Forms that need to be read and returned

### A. Fire safety regulations

\* Equipment in operation

### B. Specific health and safety plan

### C. For customer service Insurance (optional)

## 3. Preparing your stand

### A. Turnkey stands

### B. Space-only stands

### C. My Stand Maker

### D. Referenced service providers

# 1. Preparing for the Trade Show



# A. General information Your contacts

## Organiser

**RX France**  
+33 (0)1 47 56 50 00  
52, quai de Dion Bouton  
92800 Puteaux

## Trade show management

**Jean-Philippe GUILLON**  
Exhibition Director

## Technical department

**Christophe ROBINSON**  
Operations Director

**Julien ALGOUD**  
Operations Director

**Margaux POMMIES**  
Operations Manager

**Marine PASQUET**  
Exhibitors Operation Manager  
+33 (0)1 47 56 52 67

**Ugo CHOISEAU**  
Exhibitors Operation Manager

[service.technique.batimat@rxglobal.com](mailto:service.technique.batimat@rxglobal.com)  
[service.technique.ideobain@rxglobal.com](mailto:service.technique.ideobain@rxglobal.com)  
[service.technique.interclima@rxglobal.com](mailto:service.technique.interclima@rxglobal.com)  
[Service.technique.renoday@rxglobal.com](mailto:Service.technique.renoday@rxglobal.com)

## Marketing and communications department

**Carolina JEAN CRUCCI**  
Director of Marketing, Conferences and Content  
[carolina.cruccijean@rxglobal.com](mailto:carolina.cruccijean@rxglobal.com)

**Suzanne LIU**  
Marketing Manager  
+33 (0)1 47 56 24 18  
[suzanne.liu@rxglobal.com](mailto:suzanne.liu@rxglobal.com)

**Margaux LECORNIER**  
Marketing Manager  
+33 (0)1 47 56 21 90  
[margaux.lecornier@rxglobal.com](mailto:margaux.lecornier@rxglobal.com)

**Samuel BURNER**  
Conferences and content Manager  
+33 (0)1 47 56 65 57  
[samuel.burner@rxglobal.com](mailto:samuel.burner@rxglobal.com)

**Customer Service and billing**  
[service.clients.batimat@rxglobal.com](mailto:service.clients.batimat@rxglobal.com)  
[service.clients.ideobain@rxglobal.com](mailto:service.clients.ideobain@rxglobal.com)  
[service.clients.interclima@rxglobal.com](mailto:service.clients.interclima@rxglobal.com)

## Find the whole team on our websites:

[The Batimat team](#)  
[The Interclima Team](#)  
[The Ideobain team](#)  
[The Renoday team](#)

# A.

## General information

### Your contacts

#### Sales department

**Elisa DE PADOVA**  
Sales Director  
[elisa.depadova@rxglobal.com](mailto:elisa.depadova@rxglobal.com)

**Olivier DEBIARD**  
Key Account Director  
+33 (0)1 47 56 24 05  
[olivier.debiard@rxglobal.com](mailto:olivier.debiard@rxglobal.com)

**Alexandre GRAZIANI**  
Key Account Director  
+33 (0)1 47 56 65 03  
[alexandre.graziani@rxglobal.com](mailto:alexandre.graziani@rxglobal.com)

**Guillaume LAMOUREUX**  
Key Account Director  
+33 (0)1 47 56 51 48  
[guillaume.lamoureux@rxglobal.com](mailto:guillaume.lamoureux@rxglobal.com)

**Jonathan MOLENGA**  
International sales manager  
+33 (0)1 47 56 21 88  
[jmolenga@rxglobal.com](mailto:jmolenga@rxglobal.com)

**Giovanna RUTILI**  
Sales Manager  
+33 (0)6 12 23 92 95  
[giovanna.rutili@rxglobal.com](mailto:giovanna.rutili@rxglobal.com)

**Gabriel JIMENEZ**  
Sales Manager  
+33 (0)1 47 56 65 28  
[gabriel.jimenez@rxglobal.com](mailto:gabriel.jimenez@rxglobal.com)

**Laura DUNCAS**  
Sales Manager  
+33 (0)1 47 56 24 20  
[laura.duncas@rxglobal.com](mailto:laura.duncas@rxglobal.com)


**Morgan SCHMIDT**  
Sales Manager  
[morgan.schmidt@rxglobal.com](mailto:morgan.schmidt@rxglobal.com)

**Wenjing ZHOU**  
Commercial Support Manager  
+33 (0)6 17 47 55 89  
[wenjing.zhou@rxglobal.com](mailto:wenjing.zhou@rxglobal.com)

**Sandra Bignot**  
Commercial Support Coordinator  
+33 1 47 56 51 81  
[sandra.bignot@rxglobal.com](mailto:sandra.bignot@rxglobal.com)

# Schedule

## BATIMAT INTERCLIMA IDÉOBAIN




- Access for the build up of the stands of 99sqm only from 09/23 until 09/27
- Access for the build up of the stands of 54sqm only from 09/24 until 09/27
- Access for the build up of the stands of 36sqm only from 09/25 until 09/27
- Access for the build up of the stands of 9 and 18sqm only from 09/26 until 09/27
- Opening and closing for exhibitors

\* Prohibition of access to heavy vehicles on Porte de Versailles on 27<sup>th</sup> September and 1st October

IMPORTANT : Pavilion 1 > additional dismantling day on 04/10

## RENODAYS



Opening and closing for exhibitors

\* Prohibition of access to heavy vehicles on Porte de Versailles on 27<sup>th</sup> September and 1st October



# Reverse schedule

Actions	To be done no later than	Contact	
Submit the name of your decorator	As soon as possible	Exhibitors Operation Service	Coming
Submit your stand design (only for space-only stands)	June 22, 2026	ASTECH	<a href="http://www.astech-prod.com">www.astech-prod.com</a>
SPS notice (see page 46) Exhibitor certificate	June 22, 2026	D.O.T	<a href="mailto:sps@d-o-t.fr">sps@d-o-t.fr</a>
Fire Safety Regulations (see page 45) Declaration Equipment in operation	July 3, 2026	A.F.S safety officer via exhibitor areas	<a href="http://www.batimat.com">www.batimat.com</a> / <a href="http://www.interclima.com">www.interclima.com</a> / <a href="http://www.ideobain.com">www.ideobain.com</a> → "My stand" section
Additional stand options (brochure on the show's exhibitor area)	August 19, 2026 (before increase)	Créatifs by GL Events	<a href="mailto:contact-pbs@exhibition-store.com">contact-pbs@exhibition-store.com</a>
Services	August 24, 2024	Trade show exhibitor area	<a href="http://www.batimat.com">www.batimat.com</a> / <a href="http://www.interclima.com">www.interclima.com</a> / <a href="http://www.ideobain.com">www.ideobain.com</a> → "My stand" section
Supplementary insurance	August 24, 2024	Commercial coordination	<a href="mailto:mylene.billon@rxglobal.com">mylene.billon@rxglobal.com</a>
Fire Safety Regulations (see page 40) Declaration Equipment in operation	August 26, 2024	A.F.S safety officer via exhibitor areas	<a href="http://www.batimat.com">www.batimat.com</a> / <a href="http://www.interclima.com">www.interclima.com</a> / <a href="http://www.ideobain.com">www.ideobain.com</a> → "My stand" section
LOGIPASS	As soon as possible	Online on the internet	<a href="https://logipass.viparis.com">https://logipass.viparis.com</a>
Choose furniture	September 02, 2024	GL Mobilier	<i>IDENTITY &amp; BUSINESS: via an email sent from the address: <a href="mailto:noreply@exhibition-store.com">noreply@exhibition-store.com</a> EASY: via the Créatifs by GL Events planning platform</i>
VIPARIS technical services	Coming soon	VIPARIS website	<a href="http://Viparistore">Viparistore</a>

# B.

## How to get to the site

### Site map

#### Important

You will only be able to access your stand once you have paid RX France in full for your stand.

## Location: Parc des Expositions - Paris Porte de Versailles

1, place de la porte de Versailles – 75015 PARIS



Paris Expo Porte de Versailles: 1, place de la Porte de Versailles, Paris

Parking 1 : 2 rue d'Oradour-sur-Glâne, 75 015 Paris

Parking 6 : accès Place des Insurgés de Varsovie, 75 015 Paris / accès VIP - Avenue de la Porte de la Plaine, 75 015 Paris

Parking 7 : Rue Marcel Yol, 92170 Vanves

#### Public transport:

**METRO** : ligne 12, station Porte de Versailles – sortie 1 pour accéder aux pavillons 2 à 7 & sortie 2 to access pavilion 1

**TRAMWAY** : T2 et T3a, station Porte de Versailles – Parc des Expositions

**BUS** : ligne 80, station Porte de Versailles – Parc des Expositions et ligne 39, station Desnouettes

**VELO** : station Vélib' avenue Ernest Renan

# Vehicle access Deliveries



Access to **delivery areas** is free, but **vehicles must be registered on the LOGIPASS platform**:

<https://logipass.viparis.com/en>

For all enquiries about LOGIPASS, please contact:  
[infos-exposants@viparis.com](mailto:infos-exposants@viparis.com)  
tel : +33 (0)1 40 68 11 30



## Build-up, dismantling and daily deliveries

LOGIPASS concerns all requests for vehicle access during build-up, dismantling and for daily deliveries.

Parking in delivery areas is only authorised for delivery purposes.

**Trucks and passenger vehicles are not allowed inside the pavilions.  
Only handling equipments is permitted.**

### 1 - Creating an account and access request

Exhibitors must each create their own user account to create their access request. Use your account to track requests and print your entry pass

### 2 - Request approval

Requests made in designated time slots for specific activities (installers / exhibitors / delivery persons) and vehicle type are automatically approved.

Other requests are subject to manual approval (special authorisations) subject to availability.



## Deliveries during the opening period

Exhibitors delivery access: from 8am to 9am\* on 30 September, 1<sup>st</sup>, 2<sup>nd</sup> and 3<sup>rd</sup> October.

\*Departure from the delivery area no later than 9am.

During deliveries, parking at the site is limited to 1 hour. If exceeded, vehicles in violation will be removed without notice, at the expense of their owners.

During the dismantling, only the handling equipment of our partners CLASQUIN or CLAMAGERAN will be allowed in from 9pm.

### Delivery address

VIPARIS - Porte de Versailles

Show name (to be filled in)

Pavilion number (to be filled in)

Company (to be filled in)

Stand number (to be filled in)

Contact + phone number (to be filled in)

1 place de la porte de Versailles - 75015 Paris

**Each exhibitor is responsible for receiving parcels.**

**A stand representative must be present on the stand at the time of delivery.**

**No parcels will be accepted by the organiser.**

**No deliveries may be made to the Exhibition Centre before the start of the assembly period.**

For any storage of equipment before this date, please contact one of our exclusive forwarding agents (see Transport & Handling forms).

# Vehicle access - Parking

Information on access, traffic, parking  
and collections:

Phone: +33 (0)1 40 68 11 30

During assembly and dismantling,

- LV\*: maximum half an hour
- LCV\*: maximum delay of one hour.
- HGV\*: maximum two hours.

All vehicles will then be directed to a free parking lot for light vehicles (from 6 a.m. to 11 p.m.) for parking.

**\*In the vicinity of the pavilions = reserved for unloading stand construction materials only.**

When the show opens to the public, access to the pavilions will be closed.

Exhibitor and visitor car parks will be subject to a charge and are open from 8.00 am to 11.00 pm.(purchase available on [the VIPARIS store website](#)).

*In the event of overcrowding, the security services may be forced to temporarily close the entrance to the Exhibition Center.  
No vehicle will be allowed inside the building (unless special dispensation is granted by the General Commissariat).*

**More details to come**

## Access badges



**Unidentified persons will not be allowed to access the site.**

During build-up / dismantling, the venue is a worksite closed to the public.

**A badge with your name and proper ID are required to gain access to the hall during build-up / dismantling and during the trade show.**



### **Decorators / drivers / others service providers**

#### **Build-up / dismantling badges**

To gain access to the pavilions during build-up and dismantling, each person must be registered beforehand and have their build-up / dismantling badge and proper ID. You will need to print it after our approbation.

#### **Maintenance badges: access during the trade show**

To gain access to the pavilions during the trade show, each person must be registered beforehand and have their build-up / dismantling badge and proper ID.

**Maintenance badges are subject to moderation.**

To register, please click on the following link: [solar.rxfrance.fr](https://solar.rxfrance.fr)

Procedure: [SOLAR user guide](#)

For any questions, please contact: [operations.registration@rxglobal.com](mailto:operations.registration@rxglobal.com)



### **Exhibitors**

#### **Exhibitor badges**

Exhibitor badges are mandatory for exhibitor access during the **trade show**. Exhibitor badges are also valid during build-up and dismantling periods.

To register, you need to go to your online Exhibitor Portal:  
[www.batimat.com](http://www.batimat.com) / [www.interclima.com](http://www.interclima.com) / [www.ideobain.com](http://www.ideobain.com)

To print your exhibitor badges, make sure you have paid for all your services with your billing manager.

For any questions, please your contact customer service: [Batimat](#) - [Interclima](#) - [Ideobain](#) - [Renodays](#)



### **Presence of minors**

Minors (except declared young workers) are prohibited on build-up and dismantling of the show.

## C.

# Practical information

## Stand security



### Stand security

The organiser is responsible for general security during the trade show. This is an obligation of means and not of results. Exhibitors are responsible for maintaining a supervisor on their stand for as long as there is equipment on it. We recommend that you have security on your stand, especially at night.

Computer or audiovisual equipment (such as cameras, camcorders, microphones, excluding TV screens fixed to the stand structure or on a floor stand) must be kept in a locked storage room during the hours when the show is closed to the public and to exhibitors.

We remind you that there is a high risk of theft during build-up and dismantling, please don't leave your stand unsupervised. The exhibitor must ensure that his stand is supervised during build-up, during the opening hours of the exhibition and during dismantling. Please keep a close eye on your personal effects.

See Stand Security Guard in your online Exhibitor Portal.



### Accidents and theft

Any accidents must be declared in writing to the organiser and, under penalty of losing the right to insurance, and must be declared to their insurance company using the standard forms available to the exhibitor: [Claim form](#)

This claim must be made within twenty-four hours in the event of theft or within five days in other cases, indicating the circumstances of the accident and the approximate amount of the losses.

Any theft must be reported by the exhibitor to the police authorities in the jurisdiction of the trade show. The original of the complaint must be attached to the claim form. For compensation purposes, the exhibitor is required to produce detailed inventories of the equipment on display and the equipment in the exhibition area (fittings, decoration, lighting, etc.).

#### Within 24 hours:

Report the theft to the local police:

Police Station - 250 rue de Vaugirard - 75015 PARIS - Tel.: +33 (0)1 53 68 81 00

#### Within 48 hours:

Give a copy of the police report to the organiser or after the exhibition, post it to:

AXA FRANCE - DURAND SMAGGHE ASSOCIÉS

5 RUE DES PONTS - 78290 CROISSY SUR SEINE

# Practical information

## Build-up



### Empty packaging – material disposal

Exhibitors or their decorators must quickly remove empty packaging and store it outside the pavilions.

There is no storage space in the pavilions.

The transport and logistics companies referenced, exclusive and authorised to handle your parcels at these shows.

You can find their order forms in your Exhibitor Area (contacts to be provided soon).



### Waste disposal (MANDATORY)

To facilitate the removal of waste and structures during dismantling, you can order waste removal by the cm<sup>3</sup> and/or CIW and wood skips by placing an order with our service provider:

MILLENIUM: +33 (0)1 60 19 72 72 - [stand@millenium-sas.com](mailto:stand@millenium-sas.com)

**Stands or stand structures or goods NOT DISPOSED of during dismantling will be broken and/or dumped, at the exhibitor's expense, with a minimum invoice of €10,000 excluding VAT.** In the event of a repeat offence, a minimum of €15,000 excluding VAT will be invoiced. Exhibitors are responsible for all their service providers.

The same fixed charge will be applied if it is found that the dismantlers of a stand have abandoned the site before the official end of dismantling, leaving structures or other waste on site.

We recommend that you pass on this information to the forwarding agents, transporters and decorators.



### Handling

Handling companies are selected to work and handle your parcels at the show.

You'll find their order forms in your exhibitor portal (contacts to be provided soon).



### Customs

It is the responsibility of each exhibitor to complete the customs formalities for materials and products coming from abroad. The organiser cannot be held responsible for any difficulties that may arise during these formalities.

# Practical information

## During the opening



### Sound animations and illuminated signs

Animations (sounds, videos, mascots, etc.) must be declared to the organiser for approval. The maximum noise level is set at 70 decibels, measured at 1 meter from the stand. The organiser reserves the right to lower this threshold if the noise emission causes a significant disturbance to surrounding stands.

Exhibitors are solely responsible for adhering to intellectual property rights related to music. Therefore, exhibitors must obtain a licence for the music they plan to use at their stand from SACEM and ensure payment is made before the show.

<https://clients.sacem.fr/autorisations/manifestation-avec-de-la-musique-en-fond-sonore>

The exhibitor must hold the organiser harmless against any recourse and/or any third-party claims due to non-fulfilment of its obligations.

All forms of attractions/events and sales activities are strictly prohibited outside the stand unless the exhibitor has reserved this type of visibility with the organiser.

All light and sound advertising must be submitted to the organiser for approval, who may revoke the authorisation granted in the event of a disturbance to neighbouring exhibitors, the flow of visitor traffic or the trade show.

Rotating and similar lights are not permitted.

Illuminated signs or signage are permitted.

Under no circumstances may they have strobe or flashing lights.

# Practical information

## During the opening



### Distribution of advertising

Distributing advertising documents and goodies outside your stand is strictly prohibited. Handing flyers out in aisles is not allowed.



### Car park

Car park at the exhibition center will be charged during the opening of the exhibition. VIPARIS proposes for the exhibitors, parking places for the all duration of the event. This parking pass allow you to access unlimited time in and out for your vehicle. To order, go directly to: [www.viparisstore.com](http://www.viparisstore.com)



### Caterers

Exhibitors may use either the caterers at the site (Horeto) or caterers approved by the VIPARIS administration. All caterers are authorized to provide services in the exhibition center, provided they register with VIPARIS before providing the service and sign a one-off-fee based contract.

Contact: VIPARIS – **Myriam MOTTIN**

Phone: +33 (0)1 40 68 14 46 / [myriam.mottin@viparis.com](mailto:myriam.mottin@viparis.com)

**Without this authorization, access to the exhibition center will be denied.**



### Adopt sustainable food service practices

Prevent food waste by ordering the right amount.  
Choose organic, local and seasonal products.  
Eliminate plastic by using reusable or recyclable tableware and by bringing your own water bottle.  
Select a caterer that has a CSR policy and kitchens near the reception venue.

# Practical information

## Dismantling

**We recommend that you pass on this information to your transport companies, carriers and decorators.**



### Turnkey stands and additional fittings

The storage spaces of these stands and rental furniture must be emptied of all their contents on the evening when the trade show closes, by 7:30pm at the latest, so that the installation crews can take down the stand.



### Bare stands – Cleaning – Restoration of stand site

Exhibitors and their service providers must follow the schedule established by the organiser. Dismantling of stands will begin on 3 October from 7.30pm to midnight and will continue - for bare stands only - on 4 and 5 October from 8am to 8pm (see schedule).

#### **The non-respect of this schedule will lead to:**

- the dismantling of the booth, with costs at the charge of the exhibitor,
- the payment of a compensation for overstaying in proportion of the space (price per sqm),
- the payment of damages to the renter of the space.

**The exhibitor is bound to pay every costs caused by his default, his decorator/installer's default or by every physical or legal person under his responsibility.**

Please remove any advertising, multimedia, valuable products, or any other items you want to recover from your stand as soon as you start dismantling it.

**You must return your stand to its original condition. All rubbish (carpet, demolition rubble, adhesives, etc.) must be removed by 05 October at 8.00 pm. We will dispose of goods and materials that are not removed in time and will invoice the exhibitor for this at a later date.**

**Exhibitors must dispose of their own rubbish and may not use the organiser's dumpster under any circumstances.**

For waste removal, we advise you to contact the companies in charge of cleaning the hall. See Cleaning Service in your online exhibitor portal.

# Practical information

## Dismantling

**We recommend that you pass on this information to your decorator.**



### Bare stands – Cleaning

**Your space must be returned in its original condition. All rubbish (carpets, rubble, adhesives, etc.) must be removed.** Goods and installations that are not removed within the deadline will be disposed of by us **and invoiced to the exhibitor at a later date.**

To facilitate the disposal of waste and structures during dismantling, you can order waste removal by the cm<sup>3</sup> and/or CIW and wood skips by placing an order with our service provider

**MILLENIUM:** +33 (0)1 60 19 72 72 - [stand@millenium-sas.com](mailto:stand@millenium-sas.com)

**Stands or stand structures or goods NOT REMOVED during dismantling will be broken and/or dumped, at the exhibitor's expense, with a minimum charge of €10,000 EXCLUDING VAT.**

In the event of a repeat offence, a minimum of €15,000 excluding VAT will be invoiced. The exhibitor is responsible for all its service providers.

The same fixed charge will be applied if it is found that the dismantlers of a stand have abandoned the site before the official end of dismantling, leaving structures or other waste on site. structures or other waste.

We recommend that you pass on this information to forwarding agents, transporters and decorators.

**Exhibitors are also responsible for all their service providers.**

# Foreign workers

## Reminder of rules

### Article L 341-6 of the French Labour Code:

"No one may, directly or through an intermediary, hire, keep in their service, or employ for any period whatsoever, a foreigner who does not hold a permit authorising them to work in France." (translated from the French)

**NOTE:** if you use foreign decorators or stand designers to work on your stand, they must ensure that all foreign workers working on French soil are declared via the **SIPSI portal**: [www.sipsi.travail.gouv.fr](http://www.sipsi.travail.gouv.fr)

Use of the **SIPSI TeleService** became **mandatory** on 1 October 2016. It is the only method authorised for submitting the preliminary declaration concerning the posting of foreign service providers.

As an exhibitor at the trade show and as a service client, you are responsible for ensuring that this is complied with. You must be given a copy of **the declaration of the posting**.

If these formalities are not complied with, the labour inspectorate may suspend your on-site work, or even cancel your participation in the trade show.

For more information on this subject, please visit the SIPSI website: [Sipsi \(travail.gouv.fr\)](http://Sipsi(travail.gouv.fr)), or : [Professional immigration: recruitment of foreign workers - Direccte Ile-de-France](#)

In accordance with French legislation, any contractor working on the site must keep regulatory employee registers available to the Labour Inspectorate, as well as the duplicates of work permits for foreign workers. Companies using temporary staff must ensure that:

- the person is fit to perform the work for which they were hired
- the fit to work certificate for the occupation in question has been issued
- the person concerned is legally entitled to work (work permit, residence permit)
- the staff has undergone safety training

Any employer established outside of France who plans to provide a service in France must submit a **PRELIMINARY DECLARATION CONCERNING THE POSTING** of employees to the labour inspectorate of the place where the service is to be provided before starting work in France.

# Worker safety

## Reminder of rules



During build-up and dismantling periods, access to the exhibition and event areas is restricted. You must follow the instructions given by the organisers and anyone in charge of access and security.

- PPE (Personal Protective Equipment) must be worn throughout the exhibition build-up and dismantling periods.
- Safety shoes mandatory during build-up and dismantling.
- The emergency exits must remain clear and accessible.
- Fire hose reels (RIA) must remain accessible at all times.

Ladders, stepladders and step stools must not be used as a workstation.



The use of aerial work platforms is subject to regulations in force. The use and operating conditions for aerial work platforms must be posted on the platforms. The driver and spotter **must wear a helmet**. The driver must have a **CACES license or any equivalent** permit: driving permit issued by the employer after verification of medical fitness (annual certificate) and practical training test. The driver must be at least 18 years of age.

# D. Responsible exhibitors: best practices

Let's work together  
towards a virtuous  
approach

## Use low-carbon transportation

Whenever possible, use low-carbon transport (train, river and sea transport, bicycles, electric trucks, etc.)

Pool deliveries with other participants at the event.

The trade show's official service providers, **CLAMAGERAN** and **CLASQUIN**, organise grouped transport.

## Think ecodesign

Use reused, reusable or recycled materials in stand design, so as to plan for the second life or end-of-life of construction elements (reuse, donation, upcycling, recycling). Use exclusively recycled or recyclable materials for all signage, with no PVC, no solvents, and vegetable-based or water-based inks.

Rent out all furniture, plants and decorations, and eliminate single-use materials and consumables.

## Use responsible advertising

Adapt the print run of your leaflets and goodies, opt for an environmentally-friendly medium, adopt ethical and zero-waste goodies.

## Reduce and recycle your waste

Avoid over-packaging as much as possible.

Choose easily recyclable or reusable materials.

I share my good ideas and practices:


[service.technique.batimat@rxglobal.com](mailto:service.technique.batimat@rxglobal.com)

[service.technique.ideobain@rxglobal.com](mailto:service.technique.ideobain@rxglobal.com)

[service.technique.interclima@rxglobal.com](mailto:service.technique.interclima@rxglobal.com)

## BUILD-UP / DISMANTLING

# Responsible exhibitors: best practices








## Upcycle your waste (stand structures, heavy materials, carpets, etc.)

We organize the re-use of your materials through our eco-responsible channels. Bare stands: let us know as soon as you set up if you have materials or stands that can be recycled!

Organize your waste removal:

Less than 1 CBM waste

I sort waste into piles according to type  
in the alleys according to their nature :

- Cardboards  
• Papers  
• Catalogues  

- Scrap metal  

- Others  
Excluding electrical waste and  
electronique equipment  

- Wood  

- Film  
Plastic PE - clear plastic film  


More than 1 CBM waste

I order waste collection  
from services provider MILLENIUM.  
Waste will be processed and recycled

TO ORDER WASTE COLLECTION



Order online before setting up :  
[www.batimat.com](http://www.batimat.com)  
[www.interclima.com](http://www.interclima.com)  
[www.ideobain.com](http://www.ideobain.com)

DURING OPENING

# Responsible exhibitors: best practices

## Waste sorting

During the show's opening hours, waste must be deposited in the aisles after visitors have left and sorted according to its type



## To find out more : Reuse, sorting follow-up

### Reuse, sorting follow-up

**RX France**

Reuse manager

[Lamine.kagny@bereup.com](mailto:Lamine.kagny@bereup.com)

### Cleanliness, waste disposal

**Millenium**

Phone : +33 (0)6 68 83 20 98

[stand@millenium-sas.com](mailto:stand@millenium-sas.com)

# E.

## Architectural technical regulations



**RX** France

### 1 – For all exhibitors (turnkey stands, bare stands, My Stand Maker):

Complete the Declaration of Equipment in Operation / Fire Safety online in your exhibitor area **before 22 June, 2026:**

[www.batimat.com](http://www.batimat.com) / [www.interclima.com](http://www.interclima.com) / [www.ideobain.com](http://www.ideobain.com)

### 2 – For space-only stands:

#### a) TECHNICAL FLOORPLAN

If you have technical constraints on your stand (height constraints, pillars, fire extinguishers, etc.), the technical plan of your stand will be sent to you by e-mail by the Exhibitor Technical Department. For further information or to request a plan, please contact :

[Contact form - Batimat](#)

[Contact form - Idéobain](#)

[Contact form - Interclima](#)

#### b) COMPLIANCE WITH ARCHITECTURAL REGULATIONS → **before 22 June, 2026**

Once your project is complete, two drawings with dimensions showing floor plan and elevation views **must be submitted** on the **ASTECH-PROD platform - [www.astech-prod.com](http://www.astech-prod.com)**

Our service provider will check compliance with architectural regulations.

#### VALIDATION OF FIRE SAFETY REGULATIONS →

If your project includes any special features (velum, floors, mezzanine), please forward them to the safety officer [afs@afsconseils.fr](mailto:afs@afsconseils.fr)

#### c) TECHNICAL SERVICE ORDER / FEASIBILITY

Order your slings, fluids... to VIPARIS: [www.viparisstore.com/en/](http://www.viparisstore.com/en/)

To finalize your order, a technical drawing will be requested.

This drawing is necessary not only to install your order, but **also to study the feasibility of your project** (especially for slinging).

The order will not be validated until the feasibility has been confirmed by VIPARIS.

#### d) FINAL APPROVAL

**Your project will only be validated upon receipt of the ASTECH validation and confirmation of the project feasibility by VIPARIS.**

# Architectural technical regulations

A page dedicated to information for your decorators / service providers is available on the official show websites in the "EXHIBIT" category, then "FOR STAND DESIGNERS".

**IMPORTANT:** by signing your application form, you have undertaken to comply with and to ensure that all decorators, installers or contractors comply with all the clauses of the general regulations, including the time allotted for setup and dismantling.

The trade show organiser reserves the right to have the general installer modify or dismantle (at the exhibitor's expense) any installations that do not comply with the architectural regulations and which are likely to disturb neighbouring exhibitors or the public.

The technical team will check all the installations of the stands and may reject those that do not conform to the approved design. Furthermore, the organiser reserves the right to have a certified inspection body issue a report certifying the stability of the stand structures at the exhibitor's expense.

## **Hanging elements/slings:**

The suspended items to the Pavilion ceiling must only be installed by the VIPARIS technical service.

Orders must be taken on VIPARIS STORE : [www.viparisstore.com/en/](http://www.viparisstore.com/en/)

Hanging elements must comply with the architectural rules.

**Your hanging structures (or strung elements) must be inspected by a certified company or by a competent technician in order to obtain a stability report.**

Exhibitors must provide a certificate of compliance to the safety officer before the exhibition opens.

## **360° virtual visit:**

Discover Paris Expo Porte de Versailles with the virtual visit:

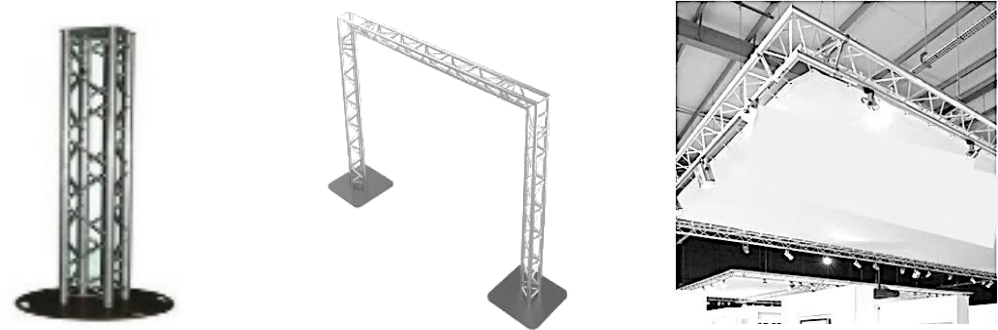
[Paris Expo Porte de Versailles - Explore Viparis](#)

# Architectural technical regulations

## Temporary and dismantlable structures

## MANDATORY VERIFICATIONS FOR TEMPORARY AND DISMOUNTABLE STRUCTURES

(in application of the Order of 25 July 2022 amended and the specifications of the venue)



Example of temporary and dismantlable structures from left to right: totem, self-supporting arch, suspended light bridge with sign

### POSSIBLE CASES FOR APPROACHES

You have ordered your structure  
through VIPARIS and/or your stand is built by the organizer  
**AND**  
you do not hang anything under this structure



You don't have to do anything:  
all regulatory audits are managed by  
VIPARIS and/or the organizer

# Architectural technical regulations

## Temporary and dismantlable structures

Find below contacts of control offices :

- **SOCOTEC CONSTRUCTION** (expert en solidité des ouvrages)  
+33 (0)1 49 43 60 00  
[patrick.pereira@socotec.com](mailto:patrick.pereira@socotec.com)
- **ICE**  
+33 (0)2 38 61 65 30  
[ice.inspection@gmail.com](mailto:ice.inspection@gmail.com)

*Please note that a **competent technician** must be referred to and trained by one of the training organizations authorized by the Synpase*

### POSSIBLE CASES FOR APPROACHES

Your structure has not been ordered from the organizer (you are building your own structure)

	<u>OS1 cat.</u> Lower than 3,50m*	<u>OS2 cat.</u> Between 3,5m and 6,2m*	<u>OS3 cat.</u> Height above 6,2m*
<b>You must :</b>			
Mandate a control office or an accredited agency before the start of the assembly to obtain an opinion on file (verification: notes of calculations, plans,... )		✓	✓
Mandate a control office or a competent and <u>trained</u> technician for the verification after installation of your structure		✓	✓ Control office only
Filled a certificate of correct installation of your structure (please find a template <a href="#">here</a> )	✓	✓	✓

\*Height of the highest point

# Architectural technical regulations

If you use a stand design agency, remember to send him this document so that he can take these regulations into account when designing your stand.

**Stand constructions** must take into account the following heights\* (from the ground) and clearances:

	MAX HEIGHT	ADJOINING CLEARANCE	AISLE CLEARANCE	RULES
<b>Partition / shared partition walls</b>	2.50 m*	If H > 2.50m, clearance of 1m	NC (not concerned)	<b>*NEW</b> : maximum height of party walls 2.50 m The partitions facing neighbouring stands must be smooth, plain, painted white or covered with white or grey wall fabric, without any type of signs.
<b>Construction</b>	5.00 m	1.00 m	No clearance	<b>Flat-rate overbilling in case of exceedance, request from the Sales Department.</b> Please check the height limits on the stand position sent by your sales contact. No clearance from aisles for buildings between 0 and 5.00 m.
<b>Suspended signage</b>	5.00 m	1.00 m	No clearance	<b>Flat-rate overbilling in case of exceedance, request from the Sales Department.</b> Please check the height limits on the stand position sent by your sales contact. <b>Please note that all signage elements must be within the stand area.</b> Openwork superstructures that may include the exhibitor's label or illuminated sign must be slung or only be attached to the structure by a light frame.
<b>Hanging sign structures</b>	5.50 m	1.00 m	No clearance	Independent lighting fixtures hung above the stand structures are authorised. <b>Please contact VIPARIS' exhibitor department at +33(0)1.40.68.16.16 for any feasibility of your project.</b> <b>Be sure to provide the necessary certificates or checks in accordance with the current decree on suspensions.</b>
<b>Multi-level stands</b>	5.50 m	NC (not concerned)	0.75 m (on the outskirts)	Only for the stand of 99sqm, <b>you will have to pay a flat rate.</b> Height limited to 5.50m in the upper part. <b>Flat-rate overbilling in case of exceedance, request from the Sales Department.</b> <b>Please note that a clearance of 0.75m must be observed around the perimeter of the mezzanine.</b>
<b>Bulky equipment &amp; vehicle exposed</b>	-	If H > 2.50m, clearance of 0.25m	If H > 2.50m, clearance of 0.25m	

# Architectural technical regulations

The **stand constructions** must take into account the following heights\* (from the ground) and clearances :



\*Please check the height restrictions for your location in the pavilion on the proposed layout sent to you by your sales contact.

At the edge of the stand, each side facing an aisle must be at least 50% open.

# Architectural technical regulations

## Stand boundaries

No decorations, furnishings, signs or lighting may protrude from the boundaries of your stand.

## Clear aisles

Exhibitors must leave **the aisles clear** of all pipes, cables/wires or decorative elements, both on the ground and overhead. However, pipes and cables meeting the requirements of the organiser or the safety teams will be allowed to cross the stands if necessary.

## Stand openings

Each side of a stand facing an aisle must have a **minimum opening of 50%**, in order to allow easy access to the stand, avoid disturbing neighbouring stands and to allow proper visibility and flow of visitor traffic.

The following may be considered as openings:

- **Any decorative elements or furniture not exceeding 1m in height, excluding low partitions** (e.g.: plants, reception counters, etc.)
- **Any mobile elements, up to the full height of the stand, allowing physical access to the stand.**

The organizer reserves the right to have the layout of the project received modified in order to comply with the rules.

## Reused stands (from 54 and 99sqm)

Reused stands are subject to the trade show's Architectural Regulations 2024, just like newly built stands.

## Multi-levels stands

Multi-level stands are only allowed for 99sqm stands in an island and will have to pay a flat-rate extra charge, request to the Sales Department.

For all mezzanine/floor stands accommodating more than 19 people, two staircases must be installed on opposite sides of the stand.

All multi-storey stands must present a stability certificate issued by an approved and competent entity.

The stand project must also be submitted in advance on the **ASTECH-PROD** platform for approval:

[www.astech-prod.com](http://www.astech-prod.com)

# Architectural technical regulations

## Awnings

If you wish to install an awning, you will first need to have the amount of coverage approved by our safety officer.

- **All multi-level stands and/or stands with total surface coverage must be submitted to the safety officer for study and approval:**

## Damage

Exhibitors are responsible for any damage to the building's structures during the transport, installation or removal of their equipment made by themselves and/or companies working on their behalf. Partitions/walls, floors, and pillars may not be drilled into, sealed, chased, cut or painted.

## Flooring

Stands are delivered with carpeting except for stands installed by a decorator who supplies, installs, and removes it. Exhibitors will be charged for any damage they cause to the existing floor. They are responsible for taking all necessary precautions (plastic, plywood, etc.) to protect the floor from risks, especially painting.

## Equipment in operation

Exhibitors wanting to present equipment in operation must complete the online safety form (via the exhibitor area).

## Bulky equipment

Stands exhibiting bulky vehicles or equipment must **IMPERATIVELY** submit their positioning to the technical service of the show for approval.

## Vehicles on exhibition

Vehicles set up on the sites must have their fuel tank emptied, the battery inaccessible to the public and a fire extinguisher adapted to the vehicle. For any further information, please contact our safety officer.

# Architectural technical regulations

## Wheelchair accessibility

All stands equipped with a technical floor higher than 2 cm which the public may have to climb must have a wheelchair ramp. It must be 0.90 m wide and have a slope of between 2% and 5%. The ramp must be integrated into the stand and not extend into the aisles.

## Cladding on posts and pavilions

The permanent cladding on the posts may not be painted, drilled or glued. They may be used in their entirety by exhibitors to hang signs or decorative elements. Any element attached by staples must be removed by the exhibitor at the end of the exhibition and the cladding removed from the staples. It is forbidden to drill or damage the post. Failure to do so will result in the exhibitor being billed for repairs.

## Cladding on pilars

The covering of the pilars is allowed on all sides of the pillar (excluding fire hose reel) and depending on the height of the formwork (contact the technical service to receive a technical sheet). This dressing will be tolerated (subject to the agreement of the organizer) if the pole is on the stand or attached to the surface of the stand. It is forbidden to pierce or damage the pole. Otherwise, the restoration will be invoiced to the exhibitor.

## Fluid distribution channels

Fluids distribution in the pavilion is ensured by a set of channels.

Channels and hatches are completely closed by cast iron plates that are forbidden to be handled. Only VIPARIS is authorised to use these channels.

For more information, please contact: [contact@e-viparisstore.com](mailto:contact@e-viparisstore.com)

### **IMPORTANT!**

Access to water is not guaranteed for all stands and must be validated by the Exhibitor service.

It is strongly recommended to install a technical floor to cover the water inlet and drain pipes.

In addition, the organiser cannot provide chutes on the stands.

# Architectural technical regulations

## Smoke ventilation control system and fire fighting systems

Smoke ventilation control systems or fire extinguishers are placed on the peripheral walls or pillars. Fire hose reels must be visible and accessible within a 1m radius. Intercoms must be kept clear at all times. Signs for these systems must always be visible.

## Tethered balloons

Balloons inflated with a gas lighter than air (air or helium) and used as a sign must respect the authorised heights and clearances.

If the balloon is inflated with helium, no storage of helium bottles (empty or full) will be allowed in the pavilion. It is also forbidden to put pressure back on during the presence of the public. If the balloon is illuminating, the envelope must have a reaction to the M2 fire.

The length of their attachments must not change and follow the same clearances as hanging elements. Failure to comply with this obligation will authorise the organiser to remove them.

## Fire safety inspection

All installations must comply with the regulations issued by the Préfecture de Police. The General Commissioner will inspect all stand installations and may reject those that do not conform to trade show regulations. Due to the Fire Safety Inspection, stand build up must be completed by the day before the opening of the show.

## The Fire Hose Reel – FHR/RIA

The fire hose reel must remain visible and accessible, and therefore must not be blocked by any casing, doors, curtains or decorative elements. However, a floating curtain of neutral colour will be tolerated in front of the device. A sign will be placed above the curtain (red plate, R.I.A in white lettering or pictogram, 40 cm x 15 cm).

It must be fully accessible, with a 1 m wide path (at least) from the nearest aisle.

# Architectural technical regulations

Si If you are using a stand design agency,  
please send them this document so that they  
can take these regulations into account  
when designing your stand.

## Waste disposal (MANDATORY)

To facilitate the removal of waste and structures during dismantling, you can **order waste removal by the cm<sup>3</sup> and/or CIW and wood skips** by placing an order with our service provider:

MILLENIUM: +33 (0)1 60 19 72 72 - [stand@millenium-sas.com](mailto:stand@millenium-sas.com)

Stands or stand structures or goods NOT DISPOSED of during dismantling will be broken and/or dumped, at the exhibitor's expense, with a minimum invoice of €10,000 excluding VAT. In the event of a repeat offence, a minimum of €15,000 excluding VAT will be invoiced. Exhibitors are responsible for all their service providers.

The same fixed charge will be applied if it is found that the dismantlers of a stand have abandoned the site before the official end of dismantling, leaving structures or other waste on site.

We recommend that you pass on this information to the forwarding agents, transporters and decorators.

## Attractions / events, sound systems and illuminated signs

All forms of attractions/events and sales activities are strictly prohibited outside the stand unless the exhibitor has reserved this type of visibility with the organiser.

All light and sound advertising must be submitted to the organiser for approval, who may revoke the authorisation granted in the event of a disturbance to neighbouring exhibitors, the flow of visitor traffic or the trade show.

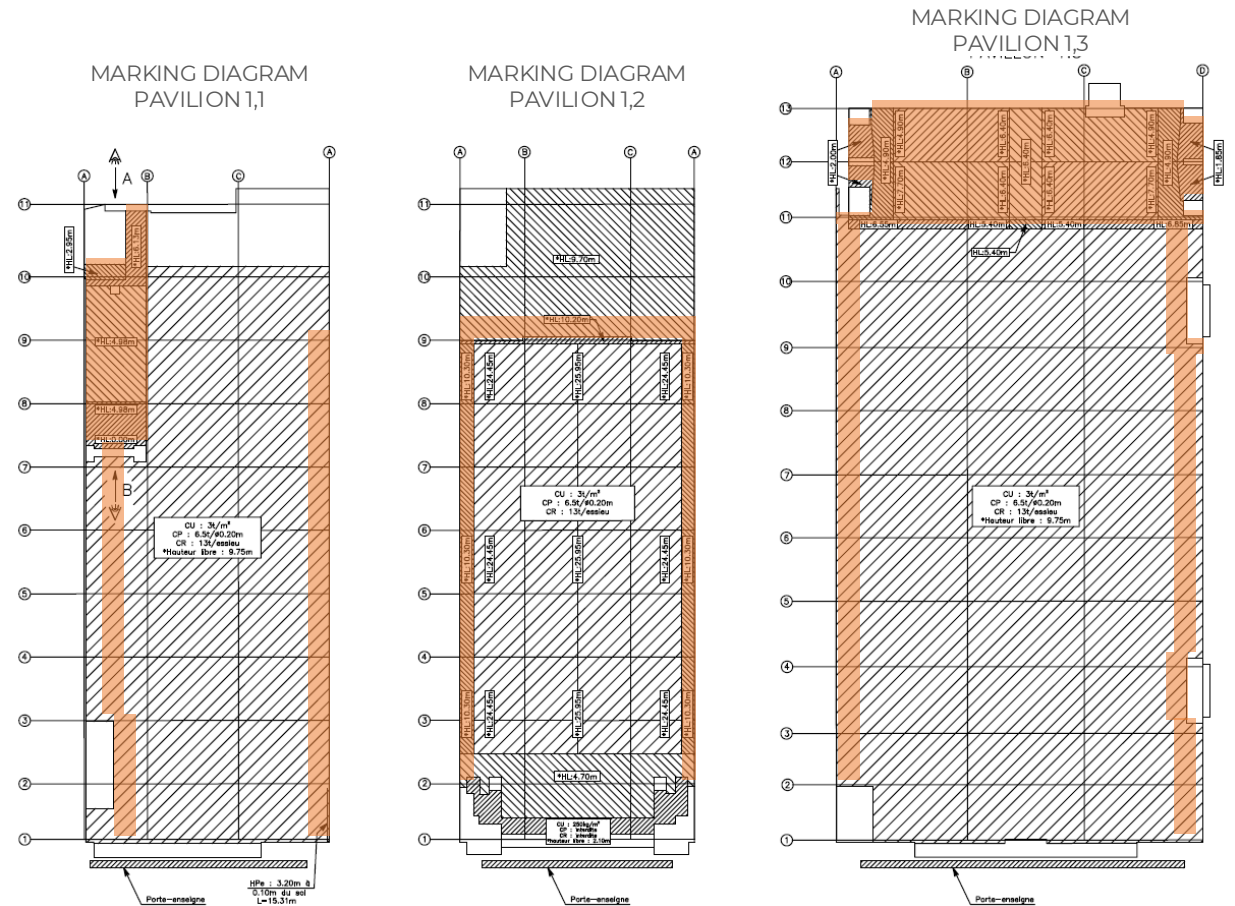
Rotating and similar lights are not permitted. Illuminated signs or signage are permitted. Under no circumstances may they have strobe or flashing lights.

Attractions/events must be declared to the organiser. The noise level coming from the stand must not exceed 70dB at the stand boundary. The organizers reserve the right to determine the acceptable sound level in the event of complaints from other exhibitors.

# Architectural technical regulations

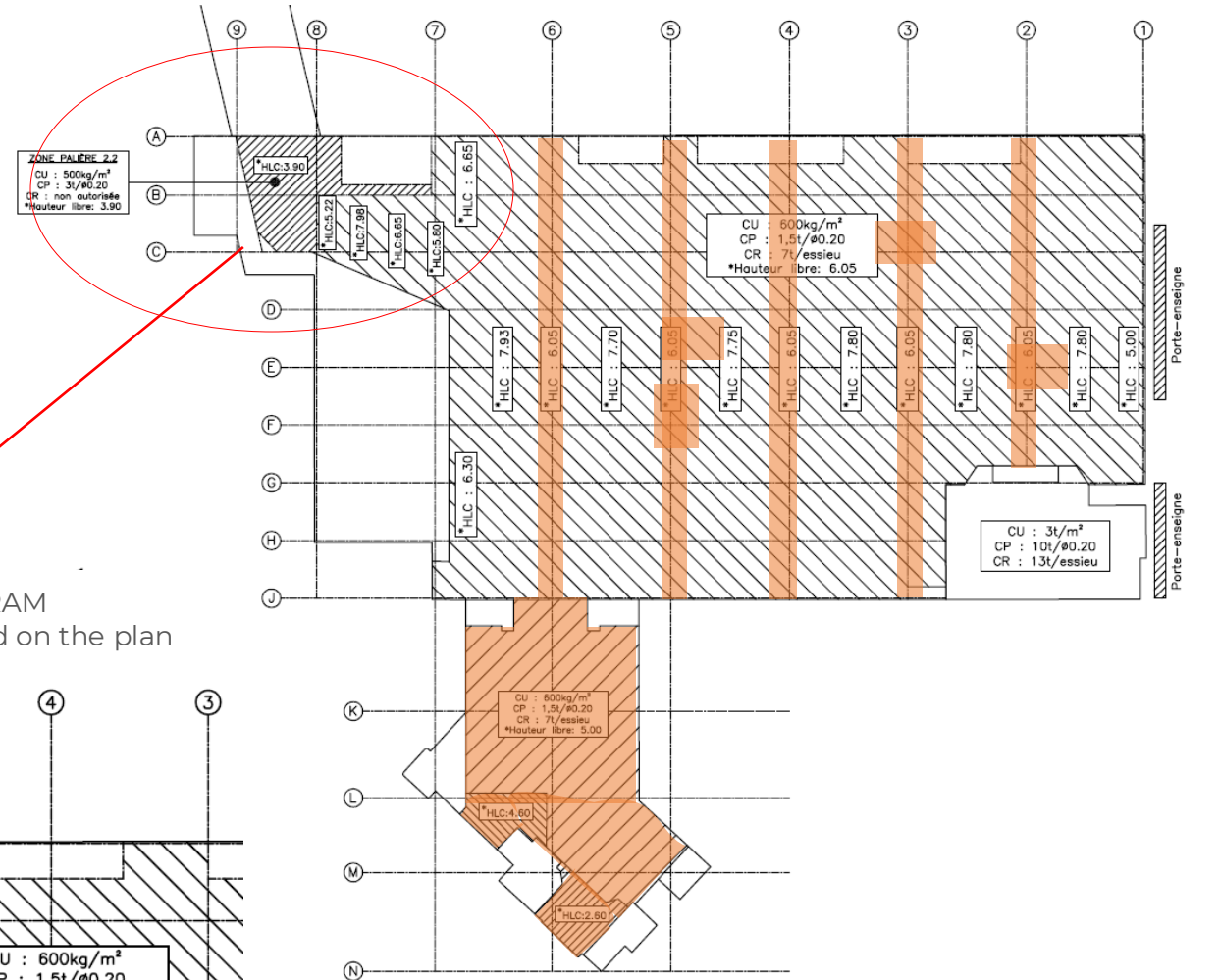
The stands under the **technical ducts** of Pavilion 1 must be accompanied by VIPARIS' exhibitor service to validate the feasibility of their high hanging projects.

## Pavilion 1 peculiarities : technical sheaths

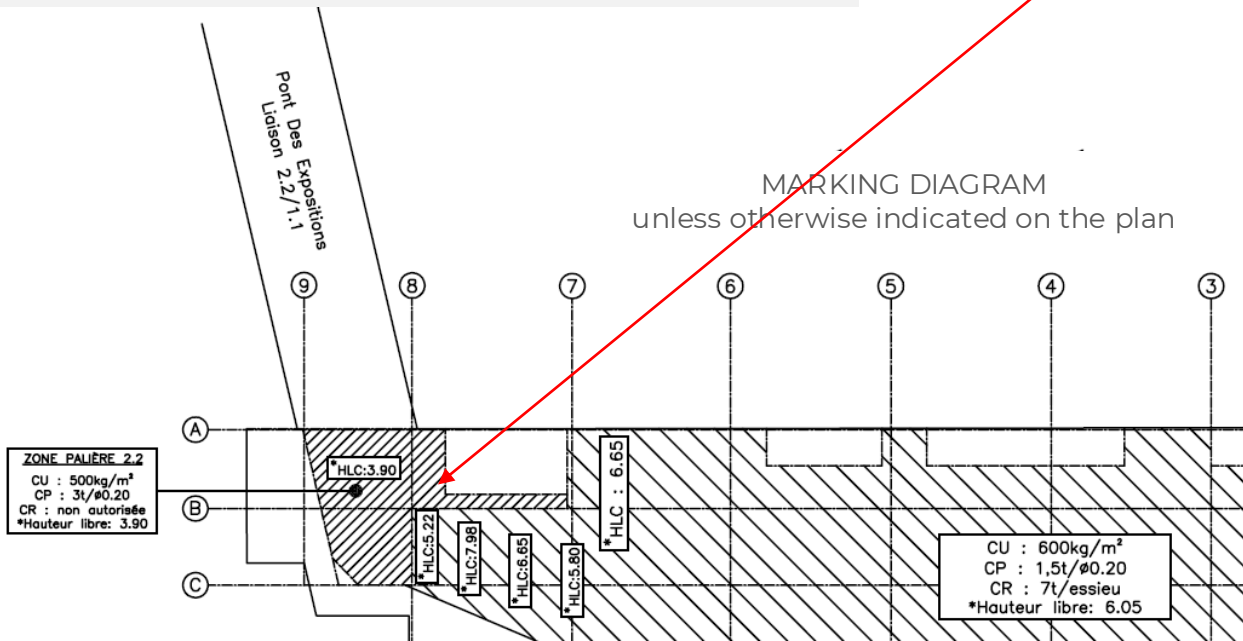


Please contact your technical contact to find out which height areas are specific to your location.

# Architectural technical regulations



MARKING DIAGRAM  
 unless otherwise indicated on the plan



Port Des Expositions  
 Laisson 2.2/1.1

Please contact your technical contact to find out which height areas are specific to your location.

Preparing for the Trade Show

# Architectural technical regulations

## Pavilion 4

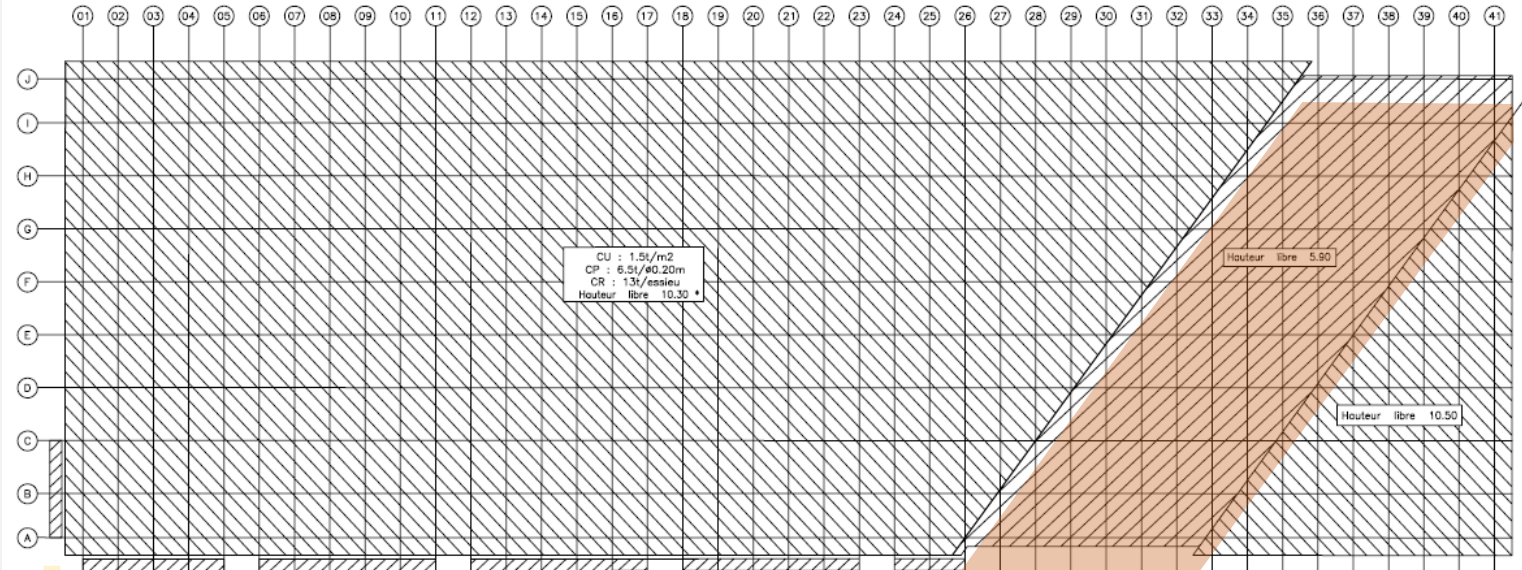
Uniformly distributed load: 1.5t/sqm  
Point load: 6.5t/diam 0.20m

VIPARIS exhibitor service contact:  
[contact@e-viparisstore.com](mailto:contact@e-viparisstore.com)  
+33 (0) 1 40 68 16 16



### SCHEMA DE REPERAGE

\* Sauf sous périphérique voir indication portée sur le plan



Pavilion 4 has **slinging restrictions**, particularly under the ring road, which may affect the feasibility of your project and/or lead to additional costs.

Please contact our exhibitor technical department before starting your stand design to receive your technical floorplan.

[Contact form - Batimat](#)

[Contact form - Idéobain](#)

[Contact form - Interclima](#)

If your stand project includes slings, it is essential to **have your slinging plan validated by VIPARIS.**

The slinging rules in Pavilion 4, under the ring road, are very strict:

- 80 kgs per direct attachment point,
- V-slings are not allowed,
- Dynamic lifting prohibited (no hoists). Manually installed equipment.

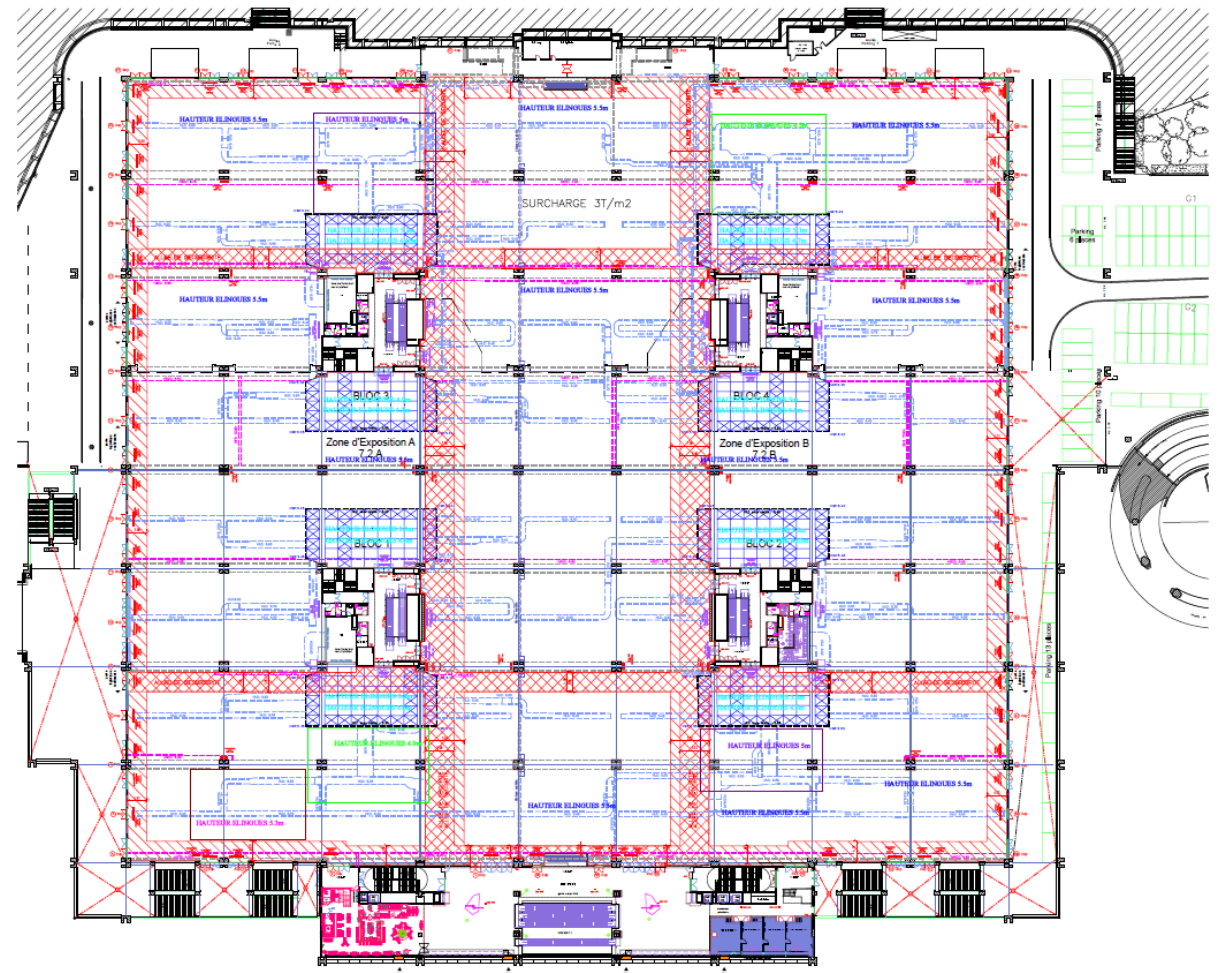
Preparing for the Trade Show

# Architectural technical regulations

## Pavilion 7.2

Uniformly distributed load: 600kgs/sqm  
Point load: 1,5t/diam 0.20m

VIPARIS exhibitor service contact:  
[contact@e-viparisstore.com](mailto:contact@e-viparisstore.com)  
+33 (0) 1 40 68 16 16



Pavilion 7.2 has **slinging restrictions**, which may affect the feasibility of your project and/or lead to additional costs.

Please contact our exhibitor technical department before starting your stand design to receive your technical floorplan.

[Contact form - Batimat](#)

[Contact form - Idéobain](#)

[Contact form - Interclima](#)

If your stand project includes slings, it is essential to **have your slinging plan validated by VIPARIS.**

# Architectural technical regulations

## Pavilion 7.3

Pavilion 7.3 includes rigging constraints that may affect the feasibility of your project and/or incur additional costs.

If your client's stand project requires slinging, it is **imperative to have your rigging plan validated by VIPARIS.**

Uniformly distributed load: 600kgs/m<sup>2</sup>

Point load: 1,5t/diam 0.20m

Please contact VIPARIS for further details:  
[contact@e-viparisstore.com](mailto:contact@e-viparisstore.com)

### Specific Installation Requirements and Height/Construction Constraints

#### - Stands under the glass roof (pink zone) :

Mezzanine installation: No

Available height: 6.50 m

Structural height overrun permission: Only allowed from the floor (i.e., without any suspended elements or offset components based on a study result).

The slinging height is 4 m for a V-point configuration or 5 m for a direct point configuration, subject to feasibility confirmation by VIPARIS. Additionally, the use of a spreader bar will be required to achieve a slinging height between 4 and 5 m, with the extra cost to be borne by the exhibitor.

#### - Stand on the periphery (purple zone) :

Mezzanine installation : yes

Available height : 6,50 m

Slinging is possible subject to feasibility confirmation by VIPARIS.

Slinging height of 5.50 m for a V-point configuration or 6.50 m for a direct point configuration, subject to a feasibility study.

#### - Stands on the periphery (green zone) :

Mezzanine installation : yes

Available height : 6,50 m

Slinging is possible subject to feasibility confirmation by VIPARIS.

Slinging height of 5.50 m for a V-point configuration or 6.50 m for a direct point configuration, subject to a feasibility study.

Preparing for the Trade Show

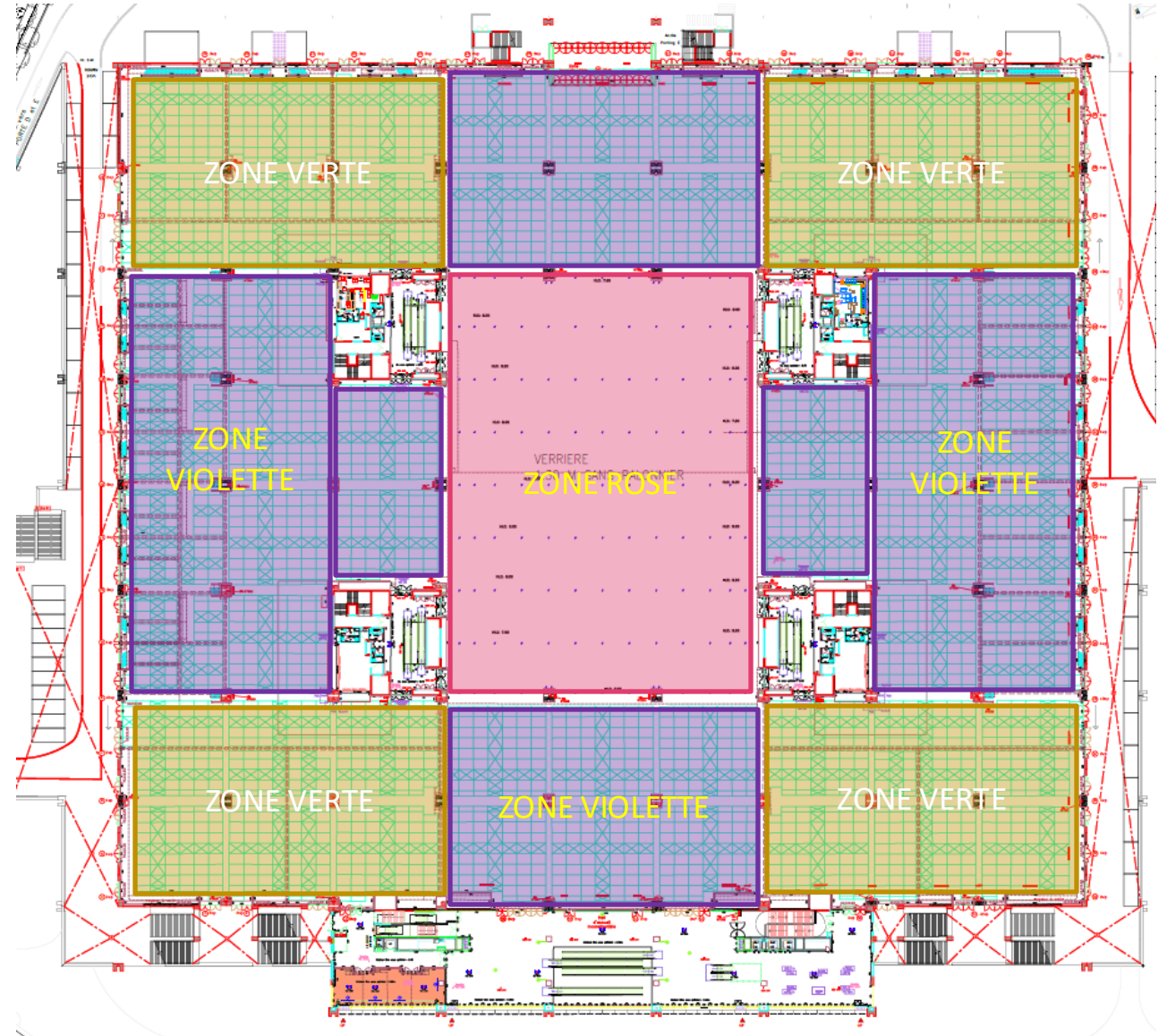
# Architectural technical regulations

## Pavilion 7.3

Please contact VIPARIS for further details :  
[contact@e-viparisstore.com](mailto:contact@e-viparisstore.com)

**RX** France

Exhibitor Guide - Paris Builder Show - September/October 2026



# Architectural technical regulations



All floors are concrete



POWER SUPPLY

FIRE HOSE REEL



TECHNICAL HATCH



ELECTRICAL CABINET



## 2. Forms that need to be returned



Forms that need to be completed

**A.**

# Fire safety regulations

# Equipment in operation

Please read carefully the **Prevention rules for fire safety, mass panic and accessibility for disabled persons** which you will find in full in your online Exhibitor Portal.

CONSIGNES DE SECURITE			
<b>INCENDIE</b> SERVICE SECURITE N° POMPIERS N° NE PAS RACROCHER SANS AVOIR VERIFIE QUE VOTRE APPEL A ETE COMPRIS	ATTAQUEZ LE FEU AU MOYENS DES EXTINCTEURS APPROPRIES DANS LA FUMEE BASSEZ-VOUS L'AIR FRAIS EST PRES AU SOL N'UTILISEZ PAS LES ASCENSEURS FACILITEZ L'ACCES DES POMPIERS N'ENCOMBrez PAS LES MOYENS DE SECOURS		
<b>EVACUATION</b> DES L'AUDITION DU SIGNAL SONORE GARDEZ VOTRE SANG-FROID FERMEZ LES PORTES ET LES JONTS DE VOTRE POSE DE TRAVAIL SERVIEZ-VOUS CALMEMENT VERS LE POINT DE RASSEMBLEMENT N'UTILISEZ PAS LES ASCENSEURS LOCALISATION DU POINT DE RASSEMBLEMENT			
<b>ACCIDENT</b> PREMIERS SECOURS N° AMBULANCE N° NE PAS RACROCHER SANS AVOIR VERIFIE QUE VOTRE APPEL A ETE COMPRIS	PRECISEZ LA NATURE DE L'ACCIDENT BLESSURES BRULURES ASPHYXIE FEU SUR UNE PERSONNE EMPECHEZ LA DE COURIR, COUCHEZ-LA, ENVELOPPEZ-LA AVEC UNE COUVERTURE OU EN VETEMENT.	RESPONSABLES DE SECURITE M. TEL. M. TEL. M. TEL. M. TEL. M. TEL. M. TEL.	

For all exhibitors (turnkey stands, space-only stands, My Stand Maker) Complete the online fire safety form below **before July 3rd, 2026**:  
[www.batimat.com](http://www.batimat.com) / [www.interclima.com](http://www.interclima.com) / [www.ideobain.com](http://www.ideobain.com)

You can declare the **equipment operating on your stand** directly using the online fire safety form.

For any questions relating to fire safety and equipment in operation, please contact our safety officer : **A.F.S - [pbs26@afsconseils.fr](mailto:pbs26@afsconseils.fr) - +33 (0)6 70 61 95 11**

# B. Notice SPS Exhibitor health & safety instructions

Please read carefully the **Notice SPS - Exhibitor health & safety instructions** which you will find in full in your online Exhibitor Portal.

**For Essential / Easy / Identity / Business / Renodays and My Stand Maker stands**

Tick the box “Built by the Organiser...”.

The form should be sent by e-mail **before June 22, 2026**, to: [sps@d-o-t.fr](mailto:sps@d-o-t.fr)

**IF YOUR STAND IS:**

- Built by the Organizer or by yourself or by only one company without subcontractor



**YOU MUST return this certificate to the DÖT Company on or before** **pass on this document to all**  
**contractors who you have appointed to work on your stand during the build-up and breakdown of the exhibition.**

**For space-only stands**

Complete the information requested and return the form with a drawing of your stand.

The form should be sent by e-mail to: [sps@d-o-t.fr](mailto:sps@d-o-t.fr)

# C. Additional coverage (optional)

## Reminder of the general exhibition regulations

### Article 10.3 – Exhibitor’s comprehensive Insurance

Exhibitors must be insured via the organiser against risks to the items presented. This comprehensive insurance covers casual loss or damage to goods belonging to an exhibitor or goods under his or her responsibility.

The coverage shall take effect from the moment said items are deposited at the exhibition space of the exhibitor. The coverage shall be terminated from the moment said items leave the exhibition space at the end of the event.

The following are covered, within the coverage limit of €15,000:

- Items exhibited, display equipment, furniture, and all other goods intended for inclusion within the exhibition space;
- Hired or borrowed property, including the exhibition space or the exhibition module supplied by the exhibition organisers;
- Audiovisual material and plasma/LCD screens.

By contacting the insurance company, exhibitors can take out additional optional coverage.

The limits and details of basic coverage and optional supplementary coverage can be consulted at the following link: [APPLICATION FORM](#)

**The application form for this additional optional coverage is available at the following link: [APPLICATION FORM](#)**

**Please complete the form and return it before August 24, 2026, by e-mail to:**

[heldpesk.batimat@rxglobal.com](mailto:heldpesk.batimat@rxglobal.com)

[helpdesk.ideobain@rxglobal.com](mailto:helpdesk.ideobain@rxglobal.com)

[helpdesk.interclima@rxglobal.com](mailto:helpdesk.interclima@rxglobal.com)

[helpesk.renoday@rxglobal.com](mailto:helpesk.renoday@rxglobal.com)

# 3. Preparing your stand



# A. Turnkey stands

**Our turnkey stands are managed by our official partners.**

The electrical boxes on the Essential, Easy, Identity & Business packs are intermittent (depending on the times when the show is switched on).

## How does it work?

1. You have been allocated a stand number and your login details for your **exhibitor portal**. You will be contacted by our service provider to assist you with your stand.
2. **Complete the form received from our service provider.** Return this document with your layout/design choices (e.g. carpet and wall colours) and any additional orders (additional lighting or signs).
3. Would you like to order other services for your stand? Consult the list of our recommended service providers on page 50 or in your online **exhibitor portal**.
4. Your turnkey stand will be ready the day before the trade show opens (see schedule). The technical teams will be available on site for any requests concerning your stand.

## Furniture (except ESSENTIAL stand)

You can choose between different types of equipment. However, you cannot change the content of a prize.

- **For the BUSINESS and IDENTITY stands:**

An email will be sent to you from the following address: [Location de mobilier pour salons et événements - GL events Mobilier](#) Keep an eye on your spam.

- **For EASY and RENODAYS stands:**

The choice of furniture will take place on the Créatifs by GL Events platform, at the same time as the fitting out of your stand.

**Please note:** your choice of furniture will only be finalised once you have received a confirmation e-mail indicating that the order has been considered. (Remember to check your spam.)

# A. Turnkey stands

**Our turnkey stands are managed by our official partners.**

## Services included

- Modular or cotton-covered wooden partitions (depending on the type of stand),
- Carpeting (choice of colours on form) except for the RENODAYS packs,
- 1 **intermittent** current electrical box (3kW or 4kW depending on the type of stand),
- Scalable lighting depending on surface area,
- Signage,
- Furniture (to be chosen or in addition for the ESSENTIEL stand),
- Cleaning (before opening, then daily).

## Attention

You are **not allowed to use a decorator, stand designer or stand design agency** if you have a packaged stand (RENODAYS, ESSENTIAL, EASY, IDENTITY or BUSINESS).

## A. Turnkey stands



### Easy

You will be contacted by our service provider **Créatifs by GL Events** to choose the layout and assist you with your stand.



### Business

You will be contacted by our service provider **STAND-ING** to choose the layout and assist you with your stand.



### Identity

You will be contacted by our service provider **LINKS EVENT** to choose the layout and assist you with your stand.

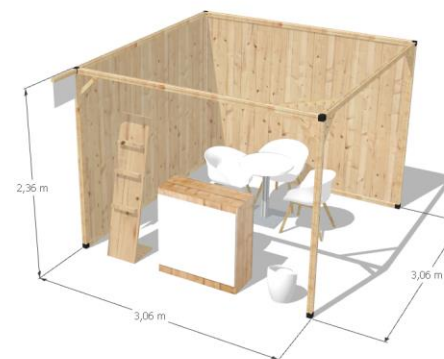
# A. Turnkey stands



## Essential

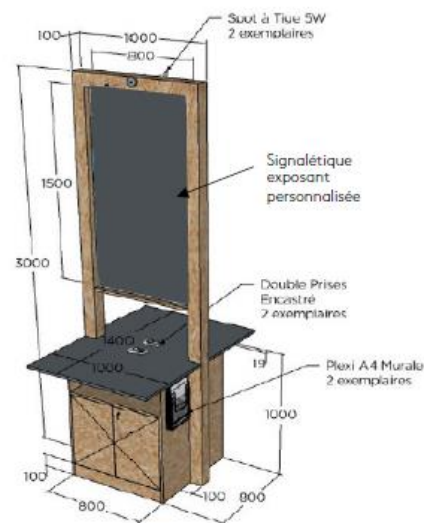
You will be contacted by our service provider **Crétifs by GL Events** to choose the colour of the carpet and assist you with your stand.

Furniture is not included with this stand. It can be ordered as a paid option from your online **exhibitor portal**.



## Pack Renodays

You will be contacted by our provider, **Ephémère Square**, regarding the layout choices and the follow-up of your booth.



## Start up

You will be contacted by our provider **Standing** regarding the retrieval of your visual.

Preparing your stand

# My Stand Maker from 36 sqm



## My Stand Maker is an RX France service

### Our mission

To assist you with your project from A to Z - from design to setup and takedown at the trade show.

### Our goal

Maximize the visibility of your brand and give you a hassle-free exhibitor experience.

### Our method

Listen to your needs, stay within your budget, advise you.

For more informations: [www.mystandmaker.com](http://www.mystandmaker.com)



Preparing your stand

# My Stand Maker from 36 sqm



## One reliable contact person

Our sales representatives have extensive trade show experience and are ready to provide you with all the help, support and advice you need, from defining your needs to building your stand at the show.



## Customised support

We offer solutions that meet your exhibition goals and budget. We discuss your expectations with you so that we can offer you the stand and services that will best meet your needs.



## Affordable prices

We are committed to helping you stay within your budget. Moreover, with our experience in organising events, we have negotiated with our partners to get you optimum stand solutions at the best rates.



Preparing your stand

# D. Referenced service providers

**RX** France

Exhibitor Guide - Paris Builder Show - September/October 2026

**Security adviser**  
AFS CONSEILS ET SECURITE  
+33 (0)6 70 61 95 11

**Security - Health protection**  
D.Ö.T  
+33 (0)1 46 05 17 85  
[sps@d-o-t.fr](mailto:sps@d-o-t.fr)

**Sending stand projects for approval**  
ASTECH-PROD.COM - Pascal REDON  
Plateform: [www.astech-prod.com](http://www.astech-prod.com)  
+33 (0) 6 83 25 95 12  
[pascal.redon@astech-prod.com](mailto:pascal.redon@astech-prod.com)

**Furniture**  
GL EVENTS MOBILIER  
+33 (0)1 30 11 98 78  
Location de mobilier pour salons et événements - GL events Mobilier  
[contact-mdb1@exhibition-store.com](mailto:contact-mdb1@exhibition-store.com)

**Equipped stand**  
Créatifs by GL Events (Essentiel - Easy)  
[contact-pbs@exhibition-store.com](mailto:contact-pbs@exhibition-store.com)

**LINKS EVENT (Identity)**  
+33 (0)1 80 84 49 06  
[identity@linkseventgroupe.com](mailto:identity@linkseventgroupe.com)

**STAND-ING (Business)**  
+33 (0)1 34 64 64 13  
[configureur@stand-ing.com](mailto:configureur@stand-ing.com)

**EPHEMERE SQUARE (Renodays)**  
[prod@ephemeresquare.com](mailto:prod@ephemeresquare.com)

**Exhibition Center (Electricity, Parking, Water, Internet, Wifi & Stage performances)**  
VIPARIS  
+33 (0)1 40 68 16 16  
[Viparistore](http://Viparistore)  
[contact@e-viparisstore.com](mailto:contact@e-viparisstore.com)

**Stage performances**  
GTIE  
+33 (0)6 10 80 97 30  
[laurent.missonier@vinci-facilities.com](mailto:laurent.missonier@vinci-facilities.com)

**Handling / Customs / Transport**  
Coming soon

**Floral decorations**  
Les Jardins de Gally  
+33 (0) 06 60 30 48 60  
[smassot@GALLY.com](mailto:smassot@GALLY.com)

**Audiovisual Rental**  
Alive  
(platform link coming soon)

**COMLM**  
Paul Chauvelot  
[location-salon@comlm.fr](mailto:location-salon@comlm.fr)

**Bar Equipment & refrigeration appliances**  
G.D.M (Grain de malice)  
01.43.08.60.87  
[www.graindemalice.net](http://www.graindemalice.net)  
[infos@graindemalice.net](mailto:infos@graindemalice.net)

**Stand cleaning**  
MILLENIUM  
+33 (0)1 60 19 72 72  
[stand@millenium-sas.com](mailto:stand@millenium-sas.com)

**Catering**  
MAISON POIRIER  
Mme Tara COLSY  
+33 (0) 1 39 13 42 42  
[tara@poirier.fr](mailto:tara@poirier.fr)  
<https://poirier.fr>

**Security**  
GPS  
+33 (0)6 72 18 79 99  
[tsevellec@gps-securite.fr](mailto:tsevellec@gps-securite.fr)

**Hostess**  
DECI-BELLES  
+33 (0)1 40 60 11 28  
[ana@deci-belles.com](mailto:ana@deci-belles.com)

**Approved offices :**  
SOCOTEC CONSTRUCTION  
(expert en solidité des ouvrages)  
+33 (0)1 49 43 60 00  
[patrick.pereira@socotec.com](mailto:patrick.pereira@socotec.com)

**ICE**  
+33 (0)2 38 61 65 30  
[ice.inspection@gmail.com](mailto:ice.inspection@gmail.com)



## **RX France**

52 quai de Dion Bouton  
92800 Puteaux

+33 (0)1 47 56 00 00

[www.rxglobal.com](http://www.rxglobal.com)